

DMAP as a versatile and highly efficient catalyst for N-acylation and N-sulphonation of substituted indole

Vartale SP*, Pawar YD, Halikar NK and Kalyankar ND

P.G Research Centre, Department of Chemistry, Yeshwant Mahavidyalaya, Nanded, Swami Ramanand Teerth Marathwada University, Maharashtra, India.

*Corresponding author: E-Mail: spvartale@gmail.com

ABSTRACT

Indoles undergo smooth N-acylation and N-sulphonation with acetyl, benzoyl and sulfonyl chloride in presence of 10mol% of DMAP (N,N-Dimethylaminopyridine) under mild conditions in excellent yields in very short time. The use of inexpensive and readily available DMAP makes this method quite simple, more convenient and practical.

Key words: DMAP (N,N-Dimethylaminopyridine), N-acylation, N-sulphonation, 4-Thiazolidinone, Indole.

1. INTRODUCTION

The present invention provides highly efficient, catalytic method for N-acylation and N-sulphonation of Indole derivatives using DMAP [1-5]. The indole scaffold is one of the most relevant structures in medicinal chemistry. Substituted indoles have been referred to as privileged structures since they are capable of binding to many receptors with high affinity. Therefore, the synthesis and selective functionalization of indoles have been the focus of active research over the years.

Recently, DMAP has received increasing attention as a water-tolerant catalyst for organic synthesis demonstrating highly pure and selective results. Compared to conventional base, it has advantages of water solubility, operational simplicity, strong tolerance to oxygen and nitrogen-containing substrates and functional groups, and it can often be used in catalytic amounts. DMAP has two distinct advantages as a catalyst - it enhances the yield and rate of reaction and it allows sensitive reactions to be carried out under milder conditions thereby reducing unwanted side effects. Furthermore, there have been no reports on the N-acylation and N-sulphonation of indoles using DMAP as a catalyst. Common approaches to the synthesis of N-acylation and N-sulphonation of indole derivative [6-7], typically require a two-step protocol: (1) formation of an active indole anion by stoichiometric amount of strong base; and (2) reaction of resulting anion with an acetylating and sulphonating agents but by using DMAP as a catalyst for these reactions, it goes spontaneously

with short period of time and moreover no strong base is required.

2. MATERIALS AND METHODS

All reagent used were of analytical grade (Thomas Baker). Melting points were determined with Buchi B-545 melting point apparatus in degree celsius and are uncorrected. IR spectra were recorded on Shimadzu using KBr disk technique. ¹HNMR spectra were recorded on Bruker Advance spectrometer (400MHz) using tetramethylsilane (TMS) as internal standard. J values are in Hertz. Chemical shifts are reported in ppm (δ) relative to the solvent peak, Mass spectra were recorded on either GCMS (focus GC with TSQ II mass analyzer and thermoelectro) with autosampler/direct injection (EI/CI) or LCMS (APCI/ESI; Buker daltanoics Micro TOFQ). Thin layer chromatography (TLC) was performed in precoated silica gel plates. Visualization was obtained by exposure to iodine vapour and/or under UV light. Ethanol were used for purification of compounds.

2.1. Synthesis

2.1.1. General procedure for Synthesis of 3-Ethyl-2-(3-fluoro-4-morpholin-4-yl-phenylimino)-5-(1H-indol-3-ylmethylene)-thiazolidin-4-one (6)

A well stirred solution of 1.00 mmole of 3-ethyl-2-[[2-fluoro-4-(morpholin-4-yl)phenyl]imino]-1,3-thiazolidin-4-one (5) in 16 mL of Ethanol, 0.29 mmole Piperidine, 0.3 mmole Acetic acid and Indole-3-carboxaldehyde (1.00 mmol). The solution was refluxed till the

completion of the reaction, monitored by TLC. The reaction mixture was then cooled to room temperature and solid collected by filtration to give (6) as a yellow solid.

Yield 86%; Melting point-172°C, IR(KBr) cm^{-1} : 3075(NH), 1720(C=O), 1592 (C=N), $^1\text{H NMR}$ (CDCl_3 , 400MHz): δ 1.34-1.37(t,3H), 3.10-3.12(t,4H), 3.89-3.91(t,4H), 4.02-4.07(q,2H), 6.78-6.83(t,2H), 6.93-6.98(t,1H), 7.25-7.32(m,2H), 7.41-7.45 (m,2H), 7.84-7.86(d,1H), 8.11(s,1H), 8.61(s,1H) MS (APCI); m/z 451.30 [M+1]

2.2. General procedure for synthesis of 7a-g and 8a-k

A well stirred solution of 1.00 mmole of 3-Ethyl-2-(3-fluoro-4-morpholin-4-yl-phenylimino)-5-(1H-indol-3-ylmethylene)-thiazolidin-4-one (6) in 10 mL of dichloromethane, Triethylamine (2.00 mmole) , DMAP (0.10 mmole) and appropriate acetyl/sulfonyl chloride (1.05 mmol). The solution was stirred over different periods till the completion of the reaction, monitored by TLC. The reaction mixture was then distilled out to get oil/solid, which then recrystallized using Ethanol.

2.2.1. Synthesis of 5-((1-acetyl-1H-indol-3-yl)methylene)-3-ethyl-2-(2-fluoro-4-morpholinophenylimino) thiazolidin-4-one (7a)

Yellow Solid. Yield 84%; Melting Point-184°C, IR(KBr) cm^{-1} :1629(C=O), $^1\text{H NMR}$ (CDCl_3 , 400MHz): 1.34-1.38(t,3H), 2.68(s,3H), 3.11-3.12(t,4H), 3.89-3.90(t,4H), 4.03-4.08(q,2H), 6.77-6.82(t,2H), 6.94-6.98(t,1H), 7.37-7.45(m,2H), 7.52(s,1H), 7.76-7.78(d,2H), 7.95(s,1H), 8.38-8.40(d,1H), MS (APCI); m/z 493.25 [M+1]

2.2.2. Synthesis of 3-ethyl-2-(2-fluoro-4-morpholinophenylimino)-5-((1-propionyl-1H-indol-3-yl)methylene) thiazolidin-4-one (7b)

Yellow Solid. Yield 84%; Melting Point-186°C, IR(KBr) cm^{-1} :1637(C=O), $^1\text{H NMR}$ (CDCl_3 , 400MHz): 1.07-1.09 (t,3H), 1.33-1.36(t,3H), 2.42-2.44(q,2H), 3.12-3.16(t,4H), 3.88-3.93(t,4H), 4.05-4.08(q,2H), 6.79-6.81(t,2H), 6.97-6.99(t,1H), 7.39-7.44(m,2H), 7.55(s,1H), 7.74-7.78(d,2H), 7.94(s,1H), 8.36-8.39(d,1H), MS (APCI); m/z 507.57 [M+1]

2.2.3. Synthesis of 5-((1-benzoyl-1H-indol-3-yl)methylene)-3-ethyl-2-(2-fluoro-4-morpholinophenylimino) thiazolidin-4-one (7c)

Yellow Solid. Yield 86%; Melting Point-178°C, IR(KBr) cm^{-1} :1654 (C=O), $^1\text{H NMR}$ (CDCl_3 , 400MHz): 1.25-1.35(t,3H), 3.08-3.21(t,4H), 3.94-3.95(t,4H), 4.00-4.05(q,2H), 6.73-6.78(t,2H), 6.91-6.95(t,1H), 7.38-7.46(m,5H), 7.59-7.63(m,2H),

7.73-7.75(d,2H), 7.89-7.92(s,1H), 8.25-8.27(d,1H), MS (APCI); m/z 555.35 [M+1]

2.2.4. Synthesis of 5-((1-(4-bromobenzoyl)-1H-indol-3-yl)methylene)-3-ethyl-2-(2-fluoro-4-morpholinophenylimino) thiazolidin-4-one (7d)

Yellow Solid. Yield 86%; Melting Point-187°C, IR(KBr) cm^{-1} :1669(C=O), $^1\text{H NMR}$ (CDCl_3 , 400MHz): 1.32-1.35(t,3H), 3.05-3.11(t,4H), 3.90-3.93(t,4H), 4.03-4.07(q,2H), 6.70-6.74(t,2H), 6.51-6.98(t,1H), 7.40-7.46(m,4H), 7.55-7.60(m,2H), 7.74-7.79(d,2H), 7.88-7.92(s,1H), 8.28-8.30(d,1H), MS (APCI); m/z 589.15 [M+1]

2.2.5. Synthesis of 5-((1-(4-chlorobenzoyl)-1H-indol-3-yl)methylene)-3-ethyl-2-(2-fluoro-4-morpholinophenylimino) thiazolidin-4-one (7e)

Yellow Solid. Yield 86%; Melting Point-189°C, IR(KBr) cm^{-1} :1645(C=O), $^1\text{H NMR}$ (CDCl_3 , 400MHz): 1.27-1.36(t,3H), 3.10-3.15(t,4H), 3.90-3.94(t,4H), 4.08-4.09(q,2H), 6.77-6.80(t,2H), 6.95-6.98(t,1H), 7.33-7.41(m,4H), 7.50-7.60(m,2H), 7.70-7.74(d,2H), 7.89-7.91(s,1H), 8.23-8.27(d,1H), MS (APCI); m/z 681.35 [M+1]

2.2.6. Synthesis of 3-ethyl-2-(2-fluoro-4-morpholinophenylimino)-5-((1-(4-iodobenzoyl)-1H-indol-3-yl)methylene)thiazolidin-4-one (7f)

Yellow Solid. Yield 86%; Melting Point-192°C, IR(KBr) cm^{-1} :1666(C=O), $^1\text{H NMR}$ (CDCl_3 , 400MHz): 1.30-1.35(t,3H), 3.03-3.10(t,4H), 3.91-3.95(t,4H), 4.04-4.06(q,2H), 6.71-6.75(t,2H), 6.94-6.97(t,1H), 7.35-7.43(m,4H), 7.60-7.63(m,2H), 7.78-7.80(d,2H), 7.87-7.92(s,1H), 8.24-8.27(d,1H), MS (APCI); m/z 573.55 [M+1]

2.2.7. Synthesis of 3-ethyl-2-(2-fluoro-4-morpholinophenylimino)-5-((1-(4-fluorobenzoyl)-1H-indol-3-yl)methylene) thiazolidin-4-one (7g)

Yellow Solid. Yield 86%; Melting Point-188°C, IR(KBr) cm^{-1} :1650(C=O), $^1\text{H NMR}$ (CDCl_3 , 400MHz): 1.29-1.35(t,3H), 3.01-3.11(t,4H), 3.90-3.95(t,4H), 4.00-4.04(q,2H), 6.71-6.75(t,2H), 6.90-6.95(t,1H), 7.38-7.46(m,4H), 7.55-7.613(m,2H), 7.71-7.75(d,2H), 7.85-7.92(s,1H), 8.29-8.30(d,1H), MS (APCI); m/z 534.35 [M+1]

2.2.8. Synthesis of 3-ethyl-2-(3-fluoro-4-morpholinophenylimino)-5-((1-tosyl-1H-indol-3-yl)methylene) thiazolidin-4-one (8a)

Yellow Solid. Yield 91%; Melting Point-182°C, IR(KBr) cm^{-1} : 1707(C=O), 1612 (C=N), 1373 & 1172 (SO_2). $^1\text{H NMR}$ (CDCl_3 , 400MHz): δ 1.35-1.38(t,3H), 2.36(s,3H), 3.28(t,4H), 4.00(t,4H), 4.04-4.09(q,2H), 6.83-6.86(d,1H), 7.24-7.27(m,2H), 7.33-7.42(m,2H), 7.69(s,1H), 7.73-

7.75(d,2H), 7.77-7.79(d,2H), 7.91(s,1H), 7.96-7.98(d,2H) MS (APCI); m/z 605.15 [M+1]

2.2.9. Synthesis of 3-ethyl-2-(3-fluoro-4-morpholinophenylimino)-5-((1-(4-nitrophenylsulfonyl)-1H-indol-3-yl)methylene) thiazolidin-4-one (8b)

Yellow Solid. Yield 89%; Melting Point-188°C, IR(KBr) cm^{-1} : 1720(C=O), 1606 (C=N), 1375 & 1174 (SO₂). ¹HNMR (CDCl₃, 400MHz): δ 1.33-1.37(t,3H), 3.23-3.28(t,4H), 4.00(t,4H), 4.05-4.06(q,2H), 6.79-6.82(d,1H), 7.40-7.43(d,2H), 7.61(s,1H), 7.72-7.74(d,2H), 7.96-7.98(d,2H), 8.05-8.07(d,2H), 8.27-8.29(d,2H), 8.94(s,1H), MS (APCI); m/z 658.20 [M+23]

2.2.10. Synthesis of 3-ethyl-2-(3-fluoro-4-morpholinophenylimino)-5-((1-(methylsulfonyl)-1H-indol-3-yl)methylene) thiazolidin-4-one (8c)

Yellow Solid. Yield 88%; Melting Point-220°C, IR(KBr) cm^{-1} : 1716(C=O), 1612(C=N), 1367 & 1176 (SO₂). ¹HNMR (CDCl₃, 400MHz): δ 1.33-1.37(t,3H), 3.12(s,3H), 3.18-3.19(t,4H), 3.88-3.90(t,4H), 4.01-4.06(q,2H), 6.64-6.66(d,1H), 6.75-6.79(m,2H), 6.93-7.00(s,1H), 7.40-7.48(d,2H), 7.82-7.84(d,2H), 8.08-8.10(d,1H), MS (APCI); m/z 551.25 [M+23]

2.2.11. Synthesis of 5-((1-(4-ethoxyphenylsulfonyl)-1H-indol-3-yl)methylene)-3-ethyl-2-(3-fluoro-4-morpholinophenylimino) thiazolidin-4-one (8d)

Yellow Solid. Yield 91%; Melting Point-188°C, IR(KBr) cm^{-1} : 1706(C=O), 1597 (C=N), 1360 & 1160 (SO₂). ¹HNMR (CDCl₃, 400MHz): ¹HNMR (CDCl₃, 400MHz): δ 1.33-1.37(t,3H), 1.43-1.47(t,3H), 3.79(q,2H), 3.16(t,4H), 3.90(t,4H), 4.04-4.06(q,2H), 6.79-6.82(d,1H), 6.87-6.89(d,2H), 7.00-7.04(t,1H), 7.10-7.14(m,2H), 7.33-7.42(m,2H), 7.81-7.83 (d,2H), 7.89(s,1H), 7.94-7.96(d,2H), MS (APCI); m/z 635.2 [M+1]

2.2.12. Synthesis of 3-ethyl-2-(3-fluoro-4-morpholinophenylimino)-5-((1-(4-fluorophenylsulfonyl)-1H-indol-3-yl)methylene) thiazolidin-4-one (8e)

Yellow Solid. Yield 90%; Melting Point-183°C, IR(KBr) cm^{-1} : 1716(C=O), 1596 (C=N), 1367 & 1176 (SO₂). ¹HNMR (CDCl₃, 400MHz): δ 1.31-1.35(t,3H), 3.15(t,4H), 3.89(t,4H), 4.01-4.06(q,2H), 6.77-6.79(d,2H), 7.02(s,1H), 7.08-7.13(m,2H), 7.33-7.39(m,2H), 7.62(s,1H), 7.71-7.73(d,1H), 7.88-7.92(m,4H), MS (APCI); m/z 609.20 [M+1]

2.2.13. Synthesis of 5-((1-(4-chlorophenylsulfonyl)-1H-indol-3-yl)methylene)-3-ethyl-2-(3-fluoro-4-

morpholinophenylimino) thiazolidin-4-one (8f)

Yellow Solid Yield 90%; Melting Point-185°C, IR(KBr) cm^{-1} : 1720(C=O), 1592 (C=N), 1373 & 1172 (SO₂). ¹HNMR (CDCl₃, 400MHz): δ 1.33-1.37(t,3H), 3.13(t,4H), 3.91(t,4H), 4.04-4.08(q,2H), 6.79-6.81(d,2H), 7.05(s,1H), 7.10-7.14(m,2H), 7.35-7.40(m,2H), 7.64(s,1H), 7.73-7.75(d,1H), 7.82-7.86(m,4H), MS (APCI); m/z 625.11 [M+1]

2.2.14. Synthesis of 3-ethyl-2-(3-fluoro-4-morpholinophenylimino)-5-((1-(4-iodophenylsulfonyl)-1H-indol-3-yl)methylene) thiazolidin-4-one (8g)

Yellow Solid. Yield 90%; Melting Point-189°C, IR(KBr) cm^{-1} : 1720(C=O), 1598 (C=N), 1373 & 1173 (SO₂). ¹HNMR (CDCl₃, 400MHz): δ 1.30-1.33(t,3H), 3.12(t,4H), 3.84(t,4H), 4.02-4.05(q,2H), 6.74-6.77(d,2H), 7.00(s,1H), 7.06-7.11(m,2H), 7.30-7.35(m,2H), 7.60(s,1H), 7.69-7.71(d,1H), 7.76-7.80(m,4H), MS (APCI); m/z 717.1 [M+1]

2.2.15. Synthesis of 5-((1-(4-bromophenylsulfonyl)-1H-indol-3-yl)methylene)-3-ethyl-2-(3-fluoro-4-morpholinophenylimino) thiazolidin-4-one (8h)

Yellow Solid. Yield 89%; Melting Point-187°C, IR(KBr) cm^{-1} : 1710(C=O), 1592 (C=N), 1369 & 1170 (SO₂). ¹HNMR (CDCl₃, 400MHz): δ 1.31-1.34(t,3H), 3.11(t,4H), 3.87(t,4H), 4.00-4.04(q,2H), 6.72-6.76(d,2H), 7.03(s,1H), 7.07-7.10(m,2H), 7.34-7.39(m,2H), 7.63(s,1H), 7.71-7.73(d,1H), 7.68-7.72(m,4H), MS (APCI); m/z 669.1 [M+1]

2.2.16. Synthesis of 3-ethyl-2-(3-fluoro-4-morpholinophenylimino)-5-((1-(4-methoxyphenylsulfonyl)-1H-indol-3-yl)methylene)thiazolidin-4-one (8i)

Yellow Solid. Yield 90%; Melting Point-186°C, IR(KBr) cm^{-1} : 1709(C=O), 1590 (C=N), 1365 & 1167 (SO₂). ¹HNMR (CDCl₃, 400MHz): δ 1.33-1.37(t,3H), 3.79(s,3H), 3.16(t,4H), 3.90(t,4H), 4.04-4.06(q,2H), 6.79-6.82(d,1H), 6.87-6.89(d,2H), 7.00-7.04(t,1H), 7.10-7.14(m,2H), 7.33-7.42(m,2H), 7.81-7.83 (d,2H), 7.89(s,1H), 7.94-7.96(d,2H) MS (APCI); m/z 621.2 [M+1]

2.2.17 Synthesis of 3-ethyl-2-(3-fluoro-4-morpholinophenylimino)-5-((1-(phenylsulfonyl)-1H-indol-3-yl)methylene) thiazolidin-4-one (8j)

Yellow Solid. Yield: 88%; Melting Point-179°C, IR(KBr) cm^{-1} : 1706(C=O), 1612 (C=N), 1379 & 1179 (SO₂). ¹HNMR (CDCl₃, 400MHz): δ 1.35-1.38(t,3H), 1.41-1.44(t,3H), 2.56-2.60(q,2H),

3.28(t,4H), 4.00(t,4H), 4.04-4.09(q,2H), 6.83-6.86(d,1H), 7.24-7.27(m,2H), 7.33-7.42(m,2H), 7.69(s,1H), 7.73-7.75(d,2H), 7.77-7.79(d,2H), 7.91(s,1H), 7.96-7.98(d,2H) MS (APCI); m/z 591.1 [M+1]

2.2.18. Synthesis of -3-ethyl-5-((1-(4-ethylphenylsulfonyl)-1H-indol-3-yl)methylene)-2-(3-fluoro-4-morpholinophenylimino) thiazolidin-4-one (8k)

Yellow Solid. Yield 86%; Melting Point-185°C, IR(KBr) cm^{-1} : 1709(C=O), 1612 (C=N), 1372 & 1177 (SO₂). ¹HNMR (CDCl₃, 400MHz): δ 1.33-1.37(t,3H), 1.43-1.47(t,3H), 3.79(q,2H), 3.16(t,4H), 3.90(t,4H), 4.04-4.06(q,2H), 6.79-6.82(d,1H), 6.87-6.89(d,2H), 7.00-7.04(t,1H), 7.10-7.14(m,2H), 7.33-7.42(m,2H), 7.81-7.83(d,2H), 7.89(s,1H), 7.94-7.96(d,2H), MS (APCI); m/z 619.2 [M+1]

3. Results and Discussions

In continuation of our interest on the catalytic use of DMAP, herein we report a novel and efficient N-acylation and N-sulphonation of indole. Initially, we attempted the N-acylation and N-sulphonation of indole with acetyl chloride and sulfonyl chloride in presence of 10mol% of DMAP. The reaction went to completion at room temperature within 30min-60min to give product in excellent yield. (Table-1&2, Scheme-2&3).

Encouraged by this result, we turned our attention to various acetyl, benzoyl and sulfonyl chlorides to react with Indole derivative, 3-Ethyl-2-(3-fluoro-4-morpholin-4-yl-phenylimino)-5-(1H-indol-3-ylmethylene)-thiazolidin-4-one (Prepared as shown in Scheme-1). Interestingly, all above reaction gives N-acylated and N-sulphonated product in excellent yields (Table 1&2). Furthermore all the reaction has been done at room temperature in shortest period of time.

By treating indole derivative with appropriate acetyl/benzoyl/sulfonyl chloride, product formed in range of 80-91% range. In N-Acylation, acetyl chloride gives maximum yield of 88% while in N-Sulphonation 4-Methyl phenyl (Para toluene), 4-Ethoxy phenyl gives maximum yields. As solvent, dichloromethane (DCM) gave the best results. All the products were characterized by ¹HNMR, IR, mass spectroscopy and C, H, N analysis.

Table .1: Physical characterization data:

Compound	Physical state	Mp (°C)	Yield (%)	Molecular formula	Mol. Wt.	Analysis (%)		
						Calcd	Found	
						C	H	N
6	Yellow Solid	176	86	C ₂₄ H ₂₃ FN ₄ O ₂ S	450.52	63.98	5.15	12.44
						63.95	5.19	12.34
7a	Yellow Solid	184	88	C ₂₆ H ₂₅ FN ₄ O ₃ S	492.57	63.40	5.12	11.37
						63.55	5.39	11.44
7b	Yellow Solid	186	84	C ₂₇ H ₂₇ FN ₄ O ₃ S	506.59	64.01	5.37	11.06
						64.23	5.23	11.36
7c	Yellow Solid	178	86	C ₃₁ H ₂₇ FN ₄ O ₃ S	554.63	67.13	4.91	10.10
						67.57	4.70	9.96
7d	Yellow Solid	187	82	C ₃₁ H ₂₆ ClFN ₄ O ₃ S	588.14	63.21	4.45	9.51
						63.33	4.46	9.70
7e	Yellow Solid	189	84	C ₃₁ H ₂₆ FIN ₄ O ₃ S	680.53	54.71	3.85	8.23
	Yellow Solid					54.54	3.94	8.46
7f	Yellow Solid	192	82	C ₃₁ H ₂₆ F ₂ N ₄ O ₃ S	572.62	65.02	4.58	9.78
						65.14	4.26	9.66
7g	Yellow Solid	188	80	C ₃₁ H ₂₆ FN ₄ O ₃ S ₂	633.53	58.11	4.14	8.84
						58.90	4.36	8.99
8a	Yellow Solid	182	91	C ₃₁ H ₂₉ FN ₄ O ₃ S ₂	604.16	61.57	4.83	9.26
						61.36	4.60	9.34
8b	Yellow Solid	188	89	C ₃₀ H ₂₆ FN ₅ O ₆ S ₂	635.13	56.68	4.12	11.02
						56.73	3.99	10.96
8c	Yellow Solid	220	88	C ₂₅ H ₂₅ FN ₄ O ₄ S ₂	528.13	56.80	4.77	10.60
						57.00	4.66	10.78
8d	Yellow Solid	188	91	C ₃₂ H ₃₁ FN ₄ O ₅ S ₂	634.17	60.55	4.92	8.83
						60.78	4.84	8.96
8e	Yellow Solid	183	90	C ₃₀ H ₂₆ F ₂ N ₄ O ₄ S ₂	608.14	59.20	4.31	9.20
						59.32	4.50	9.10
8f	Yellow Solid	185	90	C ₃₀ H ₂₆ ClFN ₄ O ₄ S ₂	624.11	57.64	4.19	8.96
						57.57	4.30	9.16
8g	Yellow Solid	189	90	C ₃₀ H ₂₆ FIN ₄ O ₄ S ₂	716.04	50.28	3.66	7.82
						50.23	3.76	7.99
8h	Yellow Solid	187	89	C ₃₀ H ₂₆ BrFN ₄ O ₄ S ₂	668.06	53.81	3.91	8.37
						53.99	4.03	8.20
8i	Yellow Solid	186	90	C ₃₁ H ₂₉ FN ₄ O ₅ S ₂	620.16	59.98	4.71	9.03
						60.10	4.89	9.39
8j	Yellow Solid	179	88	C ₃₀ H ₂₇ FN ₄ O ₄ S ₂	590.15	61.00	4.61	9.48
						60.90	4.88	9.59
8k	Yellow Solid	185	86	C ₃₂ H ₃₁ FN ₄ O ₄ S ₂	618.18	62.12	5.05	9.05
						62.26	5.23	9.23

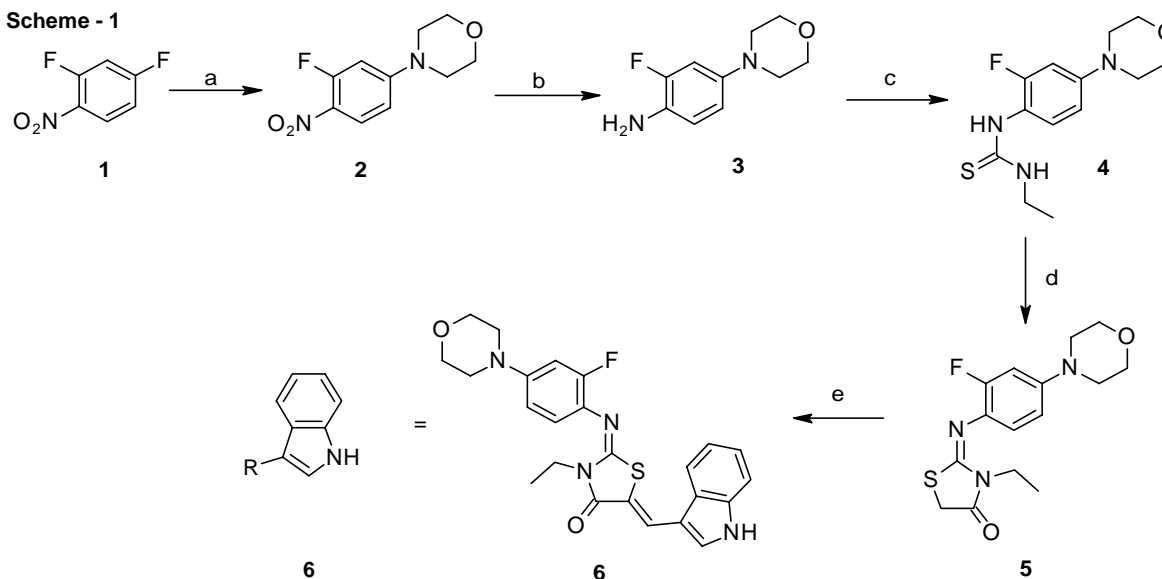
Table .2: DMAP-catalysed acylation and sulfonation of Indole derivative with acetyl, benzoyl and sulfonyl chlorides

Indole	Acetyl/Benzoyl Chlorides	Product ¹	Time (Min)	Yields ² (%)
6	Acetyl Chloride	7a	30	86
6	Propanoyl Chloride	7b	35	88
6	Benzoyl Chloride	7c	50	84
6	4-Chlorobenzoyl Chloride	7d	45	86
6	4-Bromobenzoyl Chloride	7e	40	82
6	4-Iodobenzoyl Chloride	7f	45	84
6	4-Fluorobenzoyl Chloride	7g	50	80

Indole	Sulfonyl Chlorides	Product	Time (Min)	Yields (%)
6	4- methyl benzene sulfonyl Chloride	8a	45	91
6	4-nitrobenzenesulfonyl Chloride	8b	50	89
6	Methane sulfonyl Chloride	8c	35	88
6	4-ethoxybenzenesulfonyl chloride	8d	45	91
6	4-fluorobenzenesulfonyl chloride	8e	50	90
6	4-chlorobenzenesulfonyl chloride	8f	55	90
6	4-iodobenzenesulfonyl chloride	8g	60	90
6	4-bromobenzenesulfonyl chloride	8h	60	89
6	4-methoxybenzenesulfonyl chloride	8i	50	90
6	Benzene sulfonyl chloride	8j	50	88
6	4-ethylbenzenesulfonyl chloride	8k	35	86

All the products were characterised by ¹HNMR, IR, mass spectroscopy.
Yields refer to pure products after crystallisation in ethanol.

Scheme - 1



Scheme - 1: Reagents and conditions:

a - Morpholine, K_2CO_3 in DMF at $80^\circ C$

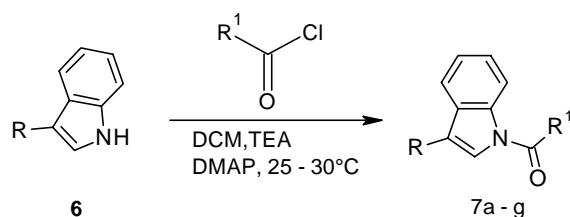
b - $H_2/Pd/C$, MeOH

c - Ethylisothiocyanate, EtOH at $80^\circ C$

d - Ethylbromoacetate, TEA, EtOH at $80^\circ C$

e - Indole - 3 - carboxaldehyde, Piperidine, AcOH, EtOH at $80^\circ C$

Scheme - 2



Where $R^1 =$ 7a= methyl

7b= ethyl

7c= phenyl

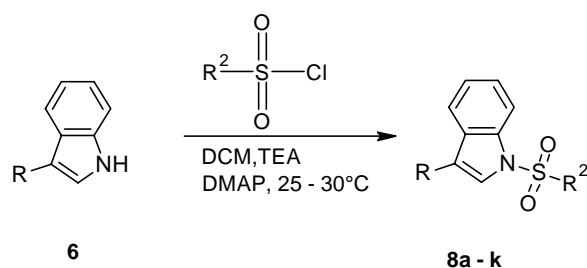
7d= 4 - Chloro phenyl

7e= 4 - Bromo phenyl

7f= 4 - Iodo phenyl

7g= 4 - Fluoro phenyl

Scheme - 3



Where $R^2 =$ 8a= 4 - methyl phenyl (para toluene)

8b= 4 - Nitro phenyl

8c= methyl

8d= 4 - Ethoxy phenyl

8e= 4 - Fluoro phenyl

8f= 4 - Chloro phenyl

8g= 4 - Iodo phenyl

8h= 4 - Bromo phenyl

8i= 4 - Methoxy phenyl

8j= Phenyl

8k= 4 - Ethyl phenyl

4. CONCLUSION

In summary, DMAP has proved to be an effective catalyst for the N-acylation and N-sulfonylation of Indole derivatives with acetyl, benzoyl and sulfonyl chlorides in high yields and shortest reaction time with high selectivity, making it a useful and attractive process.

5. ACKNOWLEDGEMENT

The authors are thankful to University Grant Commission (UGC), New Delhi, India for financial assistance under major research project [File No:39-834/2010 (SR)], to Dr. N. V. Kalyankar, Principal, Yeshwant Mahavidyalaya, Nanded for providing laboratory facility, to the Director, Indian Institute of Chemical Technology, Hyderabad, India for providing spectroscopic analysis.

6. RERERENCES

1. Donald J Berry et.al. Catalysis by 4-dialkylaminopyridines. *Arkivoc.*201-226.
2. Hofle.G .et.al. 4-Dialkylaminopyridines as a highly active Acylation Catalyst. *Angew. Chem. Int. Ed.Engl.*17: 569-583.
3. S.Xu et.al. The DMAP-catalysed Acetylation of Alcohols-A mechanistic study. *Chem. Eur.J.* 11(16): 4751-4757.
4. B,Neises et al. Esterification of carboxylic acids with DCC/DMAP. *Org. Synth. Coll.*;7:93.
5. I.Held et.al. Domino catalysis in the direct conversion of carboxylic acid to esters. *Adv.Synth.cat* 11/12:1891-1900.
6. Dell Steven et.al. N-alkylation of Indole, US Patent No: 6972336, Dec 06, 2005.
7. Dell Steven et.al. N-alkylation of Indole, US Patent No: 7067676, June 27, 2006.